

# BIPOLAR ANALOG INTEGRATED CIRCUIT

# $\mu$ PC1391H

## SOUND IF PROCESSOR FOR AUDIO MULTIPLEX TV

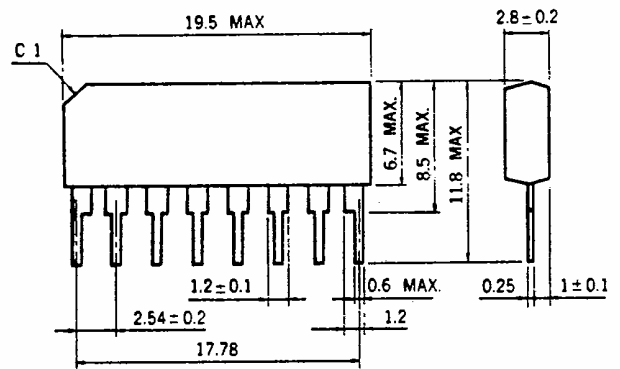
### DISCRIPTION

$\mu$ PC1391H is sound IF processor for audio multiplex TV. It can be operated with no adjustment, using ceramic filters externally. The quadrature detector realizes excellent low distortion. It is included in a 8 pins SIL package.

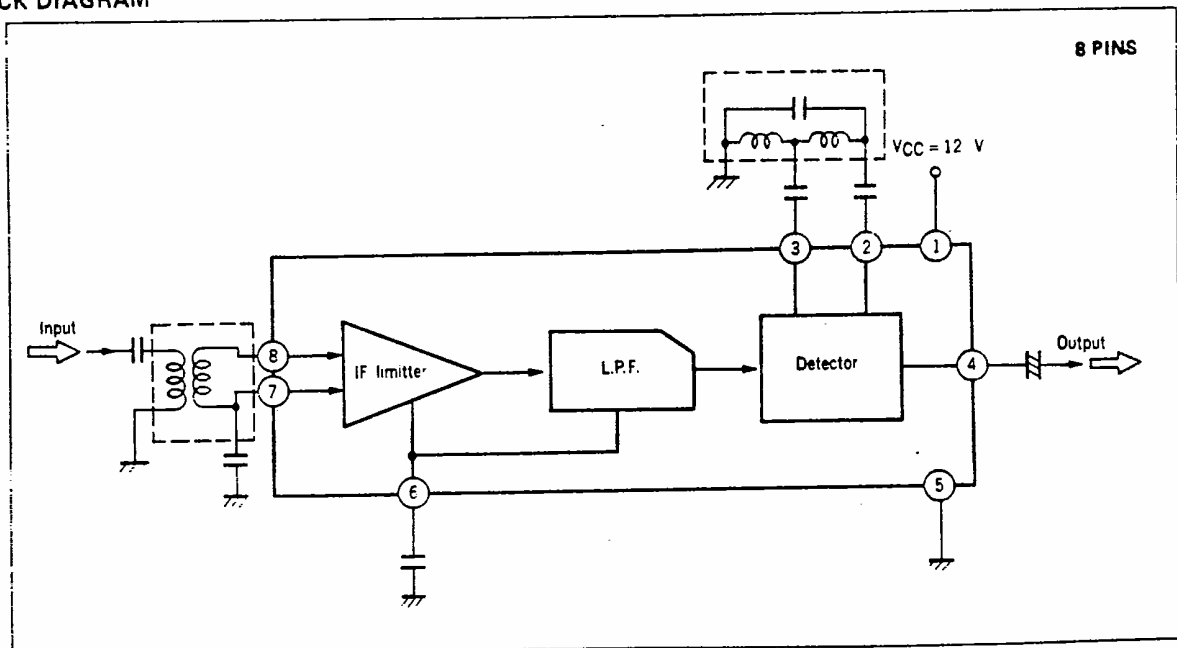
### FEATURES

- Operation with ceramic filters makes TV sound circuit no adjustment completely.
- Low distortion ..... 0.2 %
- High sensitivity ..... 200  $\mu$ Vr.m.s.
- Excellent AMR ..... -55 dB (TYP.)

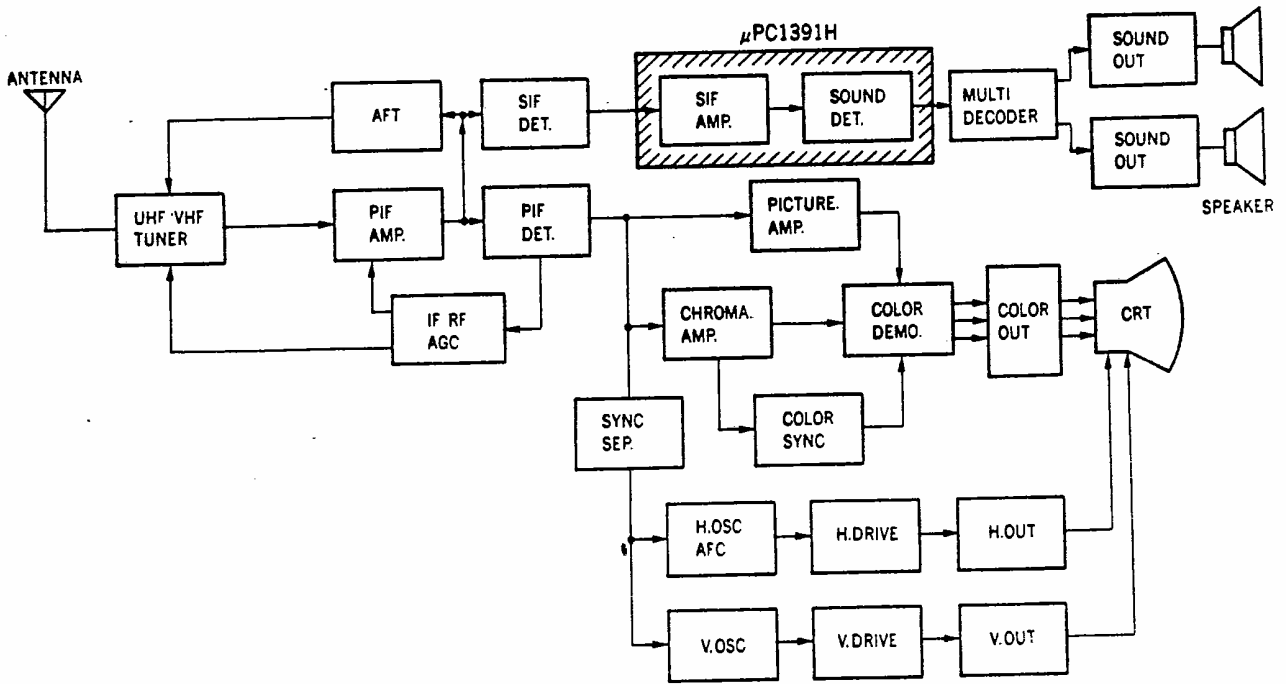
### PACKAGE DIMENSIONS (Unit : mm)




### BLOCK DIAGRAM



**TV BLOCK DIAGRAM**



**CONNECTION DIAGRAM (Top View)**



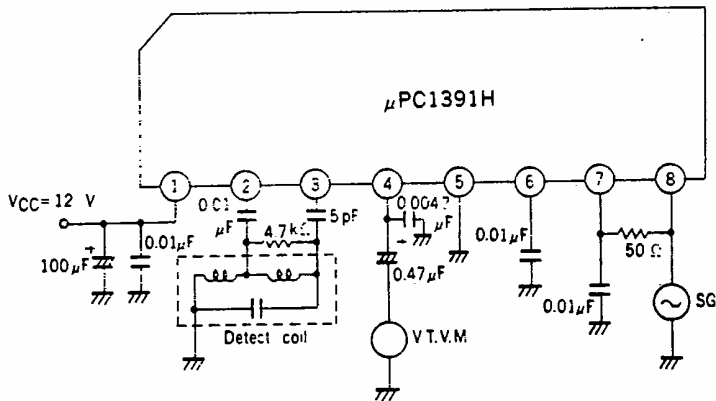
**ABSOLUTE MAXIMUM RATINGS (Ta=25 °C)**

Power Supply Voltage	V <sub>CC</sub>	15	V
Pin 7, 8 Input Voltage	V <sub>7, V8</sub>	3	V <sub>p-p</sub>
Power Dissipation	P <sub>d</sub>	270 (Ta=75 °C)	mW
Operating Temperature	T <sub>opt</sub>	-20 to +75	°C
Storage Temperature	T <sub>stg</sub>	-40 to +125	°C

**ELECTRICAL CHARACTERISTICS (V<sub>CC</sub>=12 V, Ta=25±3 °C, f=4.5 MHz, f<sub>M</sub>=400 Hz, AM MOD=30 %)**

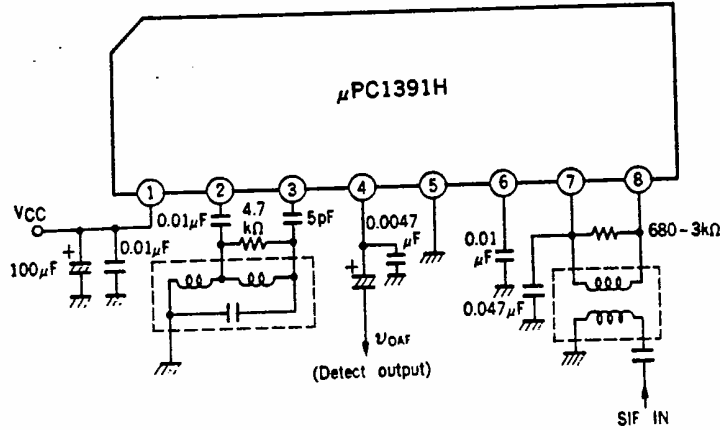
CHARACTERISTIC	SYMBOL	MIN.	TYP.	MAX.	UNIT	CONDITIONS
Total Supply Current	I <sub>CC</sub>	8.0	16.0	24.0	mA	Zero carrier
IF Limiting Voltage	V <sub>i(lim)</sub>	-	180	360	μVr.m.s.	U <sub>OAF</sub> (U <sub>i</sub> =3 mVr.m.s.), -3 dB point
Detector Output Voltage - 1	U <sub>OAF1</sub>	150	200	-	mVr.m.s.	U <sub>i</sub> =3 mVr.m.s., Δf=±25 kHz
Detector Output Voltage - 2	U <sub>OAF2</sub>	320	410	-	mVr.m.s.	U <sub>i</sub> =3 mVr.m.s., Δf=±50 kHz
Detector Output Distortion - 1	T.H.D.1	-	0.2	0.5	%	U <sub>i</sub> =3 mVr.m.s., Δf=±25 kHz
Detector Output Distortion - 2	T.H.D.2	-	0.6	1.5	%	U <sub>i</sub> =3 mVr.m.s., Δf=±50 kHz
AM Rejection	AMR	-45	-55	-	dB	U <sub>i</sub> =3 mVr.m.s., Δf=±25 kHz

**TEST CIRCUIT**

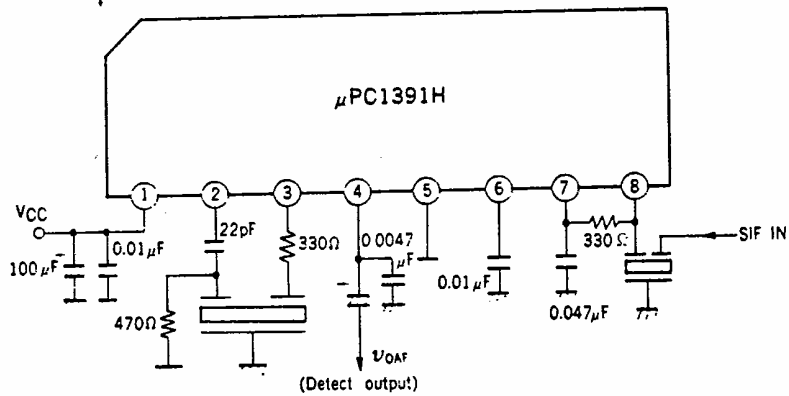


## APPLICATION CIRCUIT

Using IFT

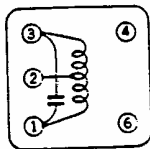


Using ceramic filter (MURATA CDA4.5MC19)



## DETECTION COIL SPECIFICATION

TOKO 10KN TYPE TKAC-27071BY



Frequency	: 4.5 MHz
No loading Q	: 68 ± 20 %
Turn	: 1 - 3 31½ T
	: 1 - 2 15½ T
	: 2 - 3 16 T
Internal C	: 82 pF
Wire	: 0.12 φ OUEW

**Nippon Electric Co., Ltd.**

NEC Building, 33-1, Shiba-Gochome, Minato-ku, Tokyo 108, Japan  
 Tel: Tokyo 454-1111  
 Telex Address: NECTOK J22686  
 Cable Address: MICROPHONE TOKYO

IC - 1367  
 FEB. - 20 - 81M  
 Printed in Japan